

GOVERNMENT OF INDIA (भारत सरकार)

Ministry of Railways (रेल मंत्रालय)

Railway Board(रेलवे बोर्ड)

PC-VII No. 186

RBE No : 95/2022

File No. PC-VII/2022/HRMS/15

Dated: 11.08.2022

Principal Chief Personnel Officers,
All Indian Railways
(As per standard mailing list)

Sub: Implementation of Transfer Module in Indian Railways

On successful completion of the development of the Transfer Module of HRMS by CRIS and completion of entry of legacy data, it has been decided by Railway Board that the Transfer Module of HRMS shall be launched across Indian Railways on 15th August, 2022. With this, all the new as well as existing transfer requests (Inter Railway & Inter Division) shall henceforth be received and processed only through HRMS. Detailed guidelines regarding use of Transfer Module are placed at 'Annexure-A'.

2. All the field Units shall endeavour to give due publicity to the change in process of the Transfer applications and also ensure functioning of Helpdesk to ensure that employees are not inconvenienced in submitting the Transfer applications through HRMS during the initial period. Feedback on the Transfer Module and suggestions for improvement, if any, shall invariably be brought before the notice of Railway Board for taking up with CRIS.

Encl: As above



(Jaya Kumar G)

Deputy Director, Pay Commission-VII & HRMS
Railway Board

e-mail: jaya.kumarg@gov.in

Ph. No: 011-47845125

File No. PC-VII/2022/HRMS/15

Dated: 11.08.2022

Copy forwarded to :-

1. PFAs All Indian Railways, PUs, NFR(Const)
2. The Principal, National Academy of Indian Railways, Vadodara.
3. The General Manager, CORE/Allahabad
4. The Director General, RDSO, Lucknow,
5. The General Manager and FA&CAO, Metro Railway
6. The CAO and PFA, COFMOW/New Delhi
7. The CAO(Const), MTP(R)/Mumbai
8. The CAO(MTP(R) Chennai
9. The Director, CAMTECH/Gwalior

10. The Director (a) IRIEEN, Nasik, (b) IRICEN, Pune (c) IRIMEE, Jamalpur (d) IRISSET, Secunderabad
11. The Managing Directors RITES, IRCTC, IRCON, CRIS, IRFC, CONCOR, RVNL, DFCCIL, KRCL.
12. The Chairman-cum-Managing Director, Konkan Railway Corporation, New Delhi.
13. The Pay & Accounts Officer, Railway Board, Rail Bhawan, New Delhi.
14. The General Secretary, IRCA/New Delhi.
15. The Commissioner, Railway Safety, Lucknow.
16. Executive Director (Finance), RDSO, Lucknow.
17. The Chairman, RCC Lok Sabha Secretariat, New Delhi.
18. The Chairman, RRT, Chennai.
19. The Chairman, RCT.
20. The Chairman RRB/Ajmer, Ahmedabad, Allahabad, Bangalore, Bhopal, Bhubaneswar, Chandigarh, Chennai, Calcutta, Jammu, Gorakhpur, Guwahati, Malda, Mumbai, Muzaffarpur, Patna, Ranchi, Secunderabad and Trivandrum.
21. The Editor, 'Bhartiya Rail'.
22. The Editor, 'Indian Railways'.
23. The Chairman, Passenger Services Committee.
24. The Chairman, Passenger Amenities Committee.
25. The C.A.O. (A) MTP (G)/ Mumbai (B) MTP (G)/Chennai.
26. Office of the Chief Project Administrator (Telecom), Indian Railway Central Organisation for Telecom Consultancy, Shivaji Bridge, New Delhi.
27. The Chief Mining Advisor, Ministry of Railway, Dhanbad.
28. The C.A.O. (Const.), Central Railway, Mumbai.
29. The Liaison Officer, VII CPC, All Indian Railways and PUs/RDSO/Trg. Institutes Metro Railway/COFMOW/CORE/RSC etc.
30. The Director (Movement) Railways/Calcutta.



(Jaya Kumar G)

Deputy Director, Pay Commission-VII & HRMS
Railway Board

e-mail: jaya.kumarg@gov.in

Ph. No: 011-47845125

File No. PC-VII/2022/HRMS/15

Dated: 11.08.2022

Copy forwarded to:-

1. The General Secretary, AIRF, Room No. 253, Rail Bhawan (with 35 spares)
2. The General Secretary, NFIR, Room No. 256 E, Rail Bhawan (with 35 spares)
3. Copy to all members of the National Council, Departmental Council and Secretary Staff Side, National Council, 13-C, Ferozshah Road, New Delhi (with 40 spares)
4. The Secretary General, Federation of Railway Officers' Association.
5. All India SC/ST Railway Employee's Association, Room No. 7, Rail Bhawan.
6. All India O.B.C. Railway Employee's Federation, Room No. 48, Rail Bhawan
7. The Secretary General, AIRPFA, Room No. 256-D, Rail Bhawan.
8. The Secretary General, Indian Railway Promotee Officers Federation
9. The Secretary, Railway Board Secretariat Service, Group 'A' Officers Association. Room No. 402, Rail Bhawan.
10. The Secretary, RBSS Group 'B' Officers Association.
11. The Secretary, Railway Board Ministerial Staff Association.

12. The Secretary, Non-Ministerial Staff Association (Railway Board).



For Secretary, Railway Board

Copy to:-

Advisor/MR, OSD/MR, OSD/Co-ord/MR, Addnl. PS/MR

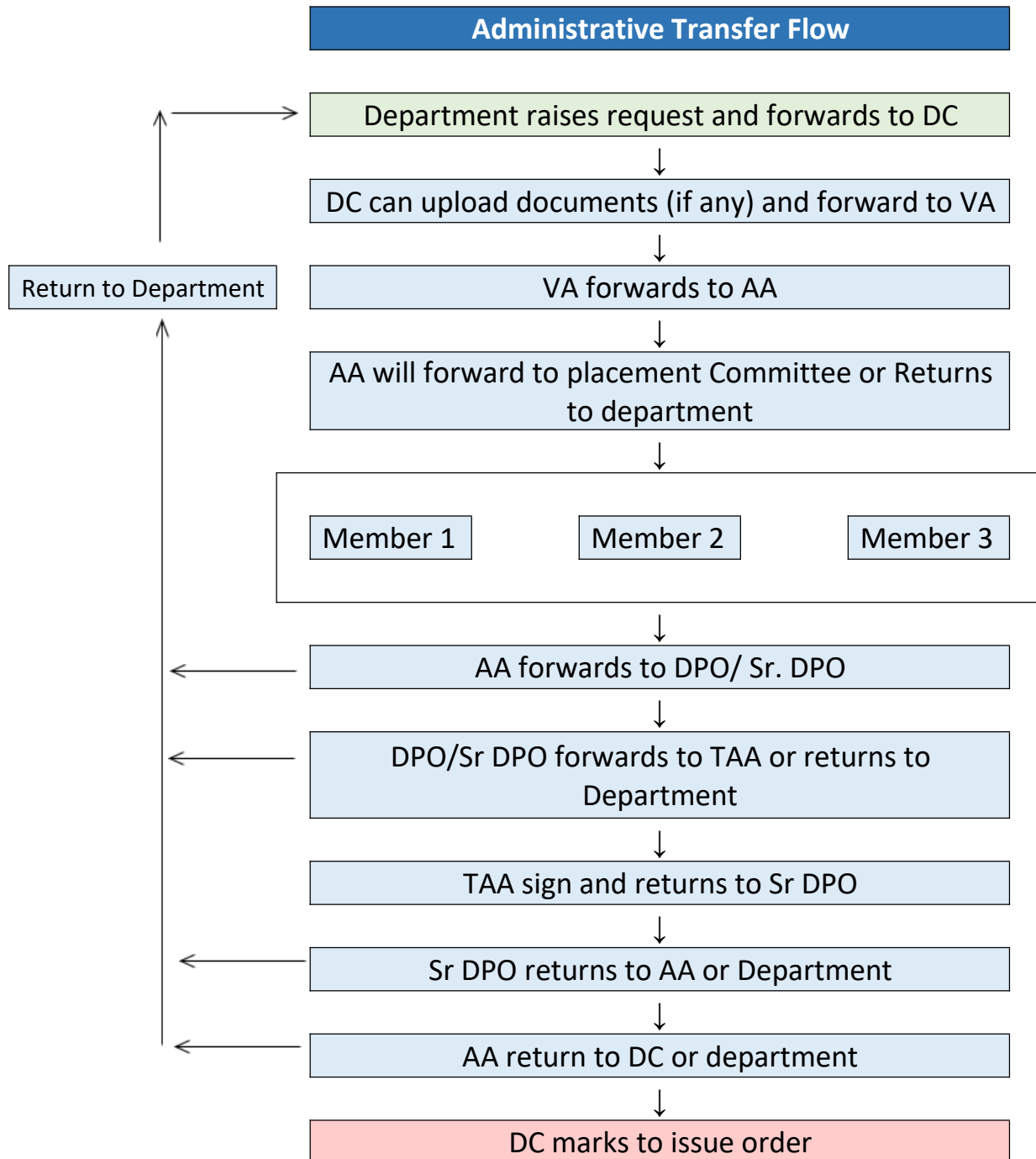
PSOs/Sr.PPSs/PPSs/PSs/PAs to:-

MR, MoSR(J), MoSR(D), Addnl. PS/MoSR(J), DPG/MoSR(J), CRB & CEO, MF, MI, M(T&RS), M(O&BD), DG/RHS, DG/RPF, DG (Safety), All Additional Members/PEDs/Advisors/Executive Directors/Joint Secretaries.

Cash - I, II, & III, Budget, E(P&A) I & II, E(G), E(NG) I & II, PC - III, PC-IV, PC-V, PC-VI, E(LR) I & II, F(E) - I, II & III, F(E) Special, Security (E), Accounts III, ERB - I, II, III, IV, V & VI, G(Pass), G(Acc), RB(Welfare), E(SCT) I & II, E(O) I, II III & III(CC), E(GR) I & II, E(GP), E(GC), PR, branches of Railway Board.

Transfer Module - User Manual

1. Administrative Transfer



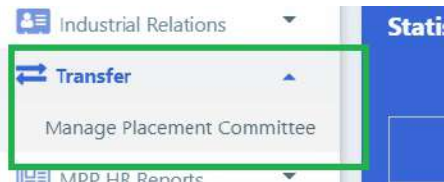
1. Go to HRMS application <https://hrms.indianrail.gov.in/HRMS/> and login using HRMS ID & Password
2. Enter OTP received on registered Mobile No.

Creation of Transfer Cell - For Unit Admin

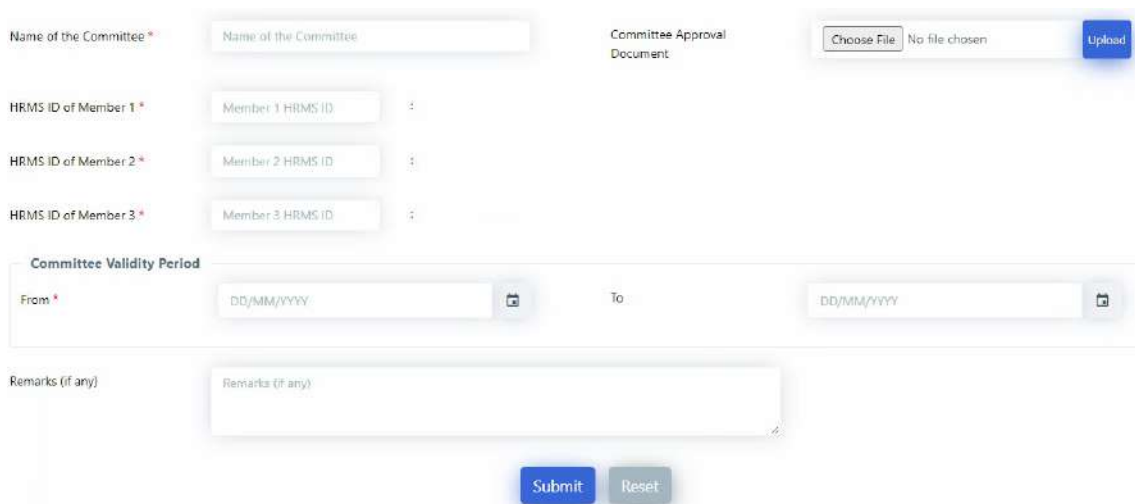
1. Go to '**Admin Section > Change Role**'
2. Assign role of '**Transfer Cell Member**' to required employee.

Creation of Placement Committee - For Transfer Cell Member

1. Go to 'Transfer > Manage Placement Committee' Page.



2. To create new Committee enter committee name, HRMS IDs for three members of the committee and upload relevant approval document (if any)

A screenshot of the 'Manage Placement Committee' form. The form includes fields for 'Name of the Committee', 'Committee Approval Document' (with a 'Choose File' button and 'No file chosen' text), 'HRMS ID of Member 1', 'HRMS ID of Member 2', and 'HRMS ID of Member 3'. There is also a 'Committee Validity Period' section with 'From' and 'To' date pickers, and a 'Remarks (if any)' text area. 'Submit' and 'Reset' buttons are at the bottom.

3. To fetch list of active existing Committees, click on 'Load Committee List'.
4. Click on Committee ID to view details.

Placement Committees for JODHPUR WORKSHOP/ WSH

[Load Placement Committee List](#)

[PDF](#) [Excel](#)

Search:

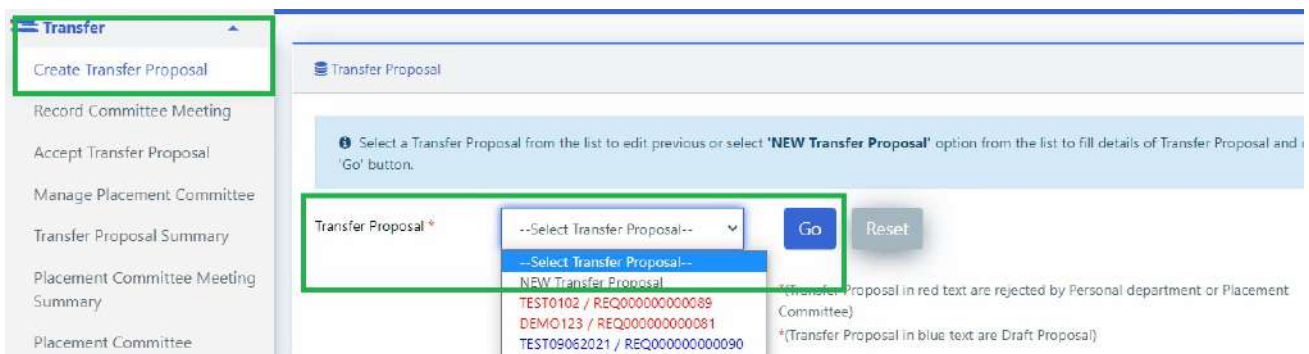
Committee ID	Name	Member 1	Member 2	Member 3	Status	Created By
104	Committee JUW 1	MKDQKU	WFGMFZ	JSQWRF	Active	IYUWR
106	Committee Jodhpur Workshop 2	OOLUZR	WFGMFZ	MKDQKU	Active	IYUWR

5. Click on 'Mark Inactive' button to mark committee as In-Active

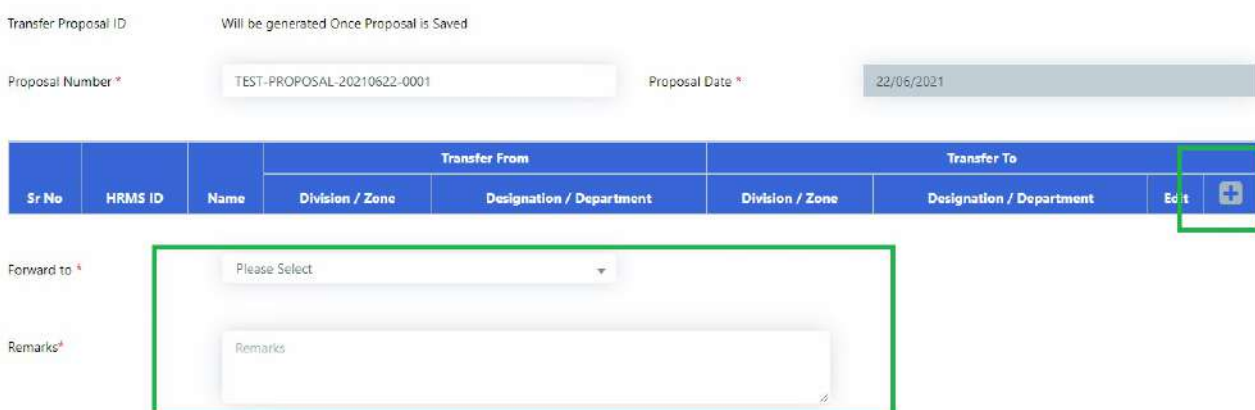


Creation of Transfer Proposal - for Gazetted Officers of Department

1. Go to 'Transfer > **Transfer Proposal**' Page.
2. To create a new proposal select **New Proposal option** and provide the name for the proposal and click on '**Go**' button,
to edit Existing Draft/ Returned proposal, select it from the dropdown and click on '**Go**' button



3. Click on '+' icon to add employees in the proposal, select dealing clerk id in Forward to option to forward proposal to personnel department



4. In the pop up enter HRMS ID of the employee, current details of the employee will be fetched and shown to officer
5. Enter the proposed transfer details for the employee and click on 'Save' button.

Enter the HRMS/IPAS ID of the Employee and then click on Go to fetch the Details.

HRMS Id/IPAS Id

Employee Details

Employee ID: 533NP505273 Employee Name: PRAHLAD BIJARNIYA

	Transfer From	Transfer To
Zone *	NORTH WESTERN RAILWAY(NWR)	NORTHERN RAILWAY(NR)
Unit/Division *	JODHPUR WORKSHOP (WSH)	ALAMBAGH WORKSHOP (WSH)
Station Place	JU	AMW
Office/Section	CWM OFFICE	CWM OFFICE
Department *	PERSONNEL	PERSONNEL
Sub Department	Please select	Please select
Designation *	SENIOR CLERK CUM TYPIST	SENIOR CLERK CUM TYPIST
Bill Unit No	3307426	0308171

6. Enter more employees by clicking on '+' icon
7. Click on 'Submit' to forward proposal to Personnel Branch

Processing of Transfer Case - For Personnel Department

1. Login with Dealing Clerk's ID
2. Go to 'Transfer > Forward Transfer Requests'
3. List of all received transfer proposals will be shown, select 1 proposal to work upon.

Transfer

- Forward Transfer Proposal
- Return/Process Transfer Request
- MPP HR Reports
- Settlement
- Service Details For Retiring Employees

Forward Transfer Proposal

Select a Transfer Proposal from the list to view the Proposal raised by Department and click on 'Go' button.

Transfer Proposal *

TEST-PROPOSAL-20210622/REQ000000000098

4. Select 'Forward' for requests which need to be forwarded to VA and select VA to forward to

Transfer Proposal *

Transfer Proposal ID: REQ000000000096 Proposal Date: 14/06/2021

Sr No	HRMS ID	Name	Transfer From		Transfer To		View	Request Status	Forward/ Return	Select Authority/Committee	Upload Docs (if any)
			Division / Zone	Designation / Department	Division / Zone	Designation / Department					
1	SPISZIQ (53307193099)	ASHOK KUMAR NIMESH	JODHPUR WORKSHOP (WSH) / NORTH WESTERN RAILWAY (NWR)	SR AFA / ACCOUNTS	ALIPURDUAR (DIV) / NORTHEAST FRONTIER RAILWAY (NFR)	SR AFA / ACCOUNTS	<input type="button" value="View Details"/>	Submitted by Department to Personal Branch	Please Select <input type="text"/> Please Select <input type="button" value="Forward to VA"/> Return to Department	Please Select	<input type="button" value="Choose file"/> <input type="button" value="N...sen"/> <input type="button" value="Upload"/>
2	UAHGDS (53307642830)	KAILASH CHANDRA	JODHPUR WORKSHOP (WSH) / NORTH WESTERN RAILWAY (NWR)	CHIEF OFFICE SUPERINTENDENT / PERSONNEL	ALIPURDUAR (DIV) / NORTHEAST FRONTIER RAILWAY (NFR)	CHIEF OFFICE SUPERINTENDENT / PERSONNEL	<input type="button" value="View Details"/>	Submitted by Department to Personal Branch	Please Select	Please Select	<input type="button" value="Choose file"/> <input type="button" value="N...sen"/> <input type="button" value="Upload"/>

Click on 'Submit' button to submit the remarks
Similarly VA needs to submit their remarks and forward the case to AA from the same menu.

Assignment of Transfer Case to Placement Committee - For APOs

1. Go to 'Transfer > Forward Transfer Requests'
2. List of all received transfer proposals will be shown, select 1 proposal to work upon.

3. Select 'Forward' for requests which need to be forwarded to placement committee and select committee to forward to from the drop-down

Sr No	HRMS ID	Name	Transfer From		Transfer To		View	Forward/ Return	Select Committee	Upload Docs (if any)	Remarks
			Division / Zone	Designation / Department	Division / Zone	Designation / Department					
1	AKDSDX (533NPS05273)	PRAHLAD BIJARNI VA	JODHPUR WORKSHOP (WSH) / NORTH WESTERN RAILWAY (NWR)	SENIOR CLERK CUM TYPIST / PERSONNEL	ALAMBAGH WORKSHOP (WSH) / NORTHERN RAILWAY (NR)	SENIOR CLERK CUM TYPIST / PERSONNEL	<input type="button" value="View Details"/>	Forward	Please Select <input type="text"/> Please Select Committee Juw 1 Committee Jodhpur Workshop 2 Gazetted Committee	<input type="button" value="Choose file"/> <input type="button" value="N...sen"/> <input type="button" value="Upload"/>	Remarks

- Click on 'Submit' button to submit the remarks.

Record Meeting of Placement Committee - Committee Members

- Go to 'Transfer > Record Committee Meeting'
- Select one committee. List of assigned proposals to that committee will be shown. Select a proposal and click on 'Go' button to fetch details.

- List of requests of individual employees included in the proposal will be shown.
- Members can send the proposal for query to personnel branch using 'Return for Query' option. They need to enter their query and then select the employee from dropdown

Sr No	HRMS ID	Name	Division / Zone	Designation / Department	Division / Zone	Designation / Department	View	Member 1	Member 2	Member 3
1	YH8IXR (53307645193)	RAJIV SHARMA	JODHPUR (DIV) / NORTH WESTERN RAILWAY (NWR)	CHIEF STAFF & WELFARE INSPECTOR / PERSONNEL	JAIPUR (DIV) / NORTH WESTERN RAILWAY (NWR)	CHIEF STAFF & WELFARE INSPECTOR / PERSONNEL	View Details	Remarks	Remarks	Remarks

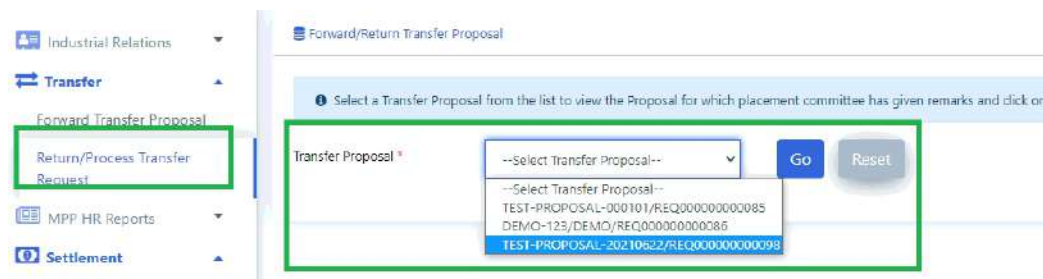
- Members need to provide their remarks individually for all requests & digitally sign to save meeting details and recommendations.

Sr No	Request No.	Unique Request No.	HRMS ID	Name	Transfer From		Transfer To		View	Remarks		
					Division / Zone	Designation / Department	Division / Zone	Designation / Department		Member 1	Member 2	Member 3
1	REQ00000000100	191	JQDKW (5330001110)	NAMO NARAYAN NREENA	JODHPUR WORKSHOP (WSH) / NORTH WESTERN RAILWAY (NWR)	SENIOR CLERK CUM TYPIST / PERSONNEL	JODHPUR WORKSHOP (WSH) / NORTH WESTERN RAILWAY (NWR)	SENIOR CLERK CUM TYPIST / SAFETY	View Details	Remarks	Remarks	Remarks

- Once signed by all members requests will be sent back to personnel branch.

Forward Transfer Case to Transfer Acceptance Authority - By Personnel Branch

1. Login with Acceptance Authority (APO)'s ID
2. Go to 'Transfer' > 'Return/Process Transfer Requests'
3. List of all received transfer proposals from placement committee will be shown. Select 1 proposal to work upon



4. The AA can either forward the request to Establishment Officer for approval or return it to department based on remarks received from the committee.

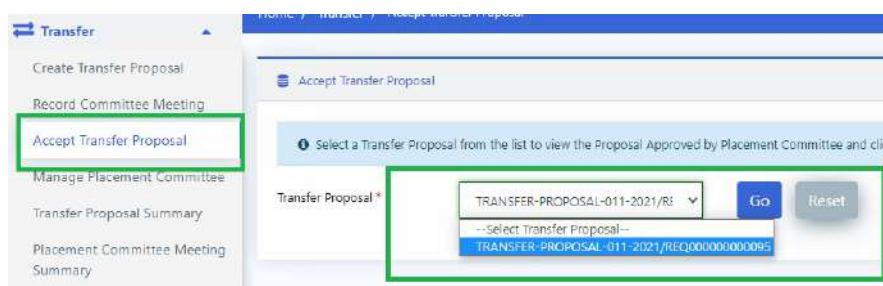


To send to Establishment Officer, the user needs to start typing their name in the input box and select from the list shown and click 'Submit' button

5. Login with Establishment Officer's ID
6. Establishment Officer has to forward the request to Transfer Acceptance Authority for final Acceptance, using the same menu option
7. After selecting relevant options, click on Submit button to save details.

Transfer Case acceptance - by Transfer Acceptance Authority (TAA)

1. Go to 'Transfer' > 'Accept Transfer Proposal'
2. List of all received transfer requests will be shown. Select 1 case to work upon.



3. Select 'Yes/No' for Approval and provide detailed remarks.

Sr No	HRMS ID	Name	Transfer From		Transfer To		View	Approved	Remarks
			Division / Zone	Designation / Department	Division / Zone	Designation / Department			
1	AKDSDX (533NP505273)	PRAHLAD BIJARNIYA	JODHPUR WORKSHOP (WSH) / NORTH WESTERN RAILWAY (NWR)	SENIOR CLERK CUM TYPIST / PERSONNEL	ALAMBAGH WORKSHOP (WSH) / NORTHERN RAILWAY (NR)	SENIOR CLERK CUM TYPIST / PERSONNEL		Yes	



4. Click on 'View & Accept By Digital Sign' button. A pdf file will be generated with proposal details and will shown for Digital Signature.

5. Digitally sign the pdf and it will sent back to DC for further process

VIEW FILE Sign Digitally

REQ00000000098M_041.pdf 1 / 1 100%

NORTH WESTERN RAILWAY
JODHPUR WORKSHOP/ WSH

Proposal No. : REQ000000000098 Proposal Date : 22/08/2021

SrNo	Employee Name	Unit/ Zone/ Station/ OFFICE/ Desig. / Dept./ Sub-Dept./ B/II/Unit	Department Remarks	Personnel Department Remarks	Committee Remarks	Authority Remarks
1	PRAHLAD BIJARNIYA / AKDSDX / 533NP505273	NORTH WESTERN RAILWAY (NWR) / JODHPUR WORKSHOP (WSH) / J/J CWN OFFICE/ SENIOR CLERK CUM	Remarks: Please consider transfer of employee. BASANT SINGH / PURBA(DOLUZR)	PRAKASH CHANDRA SHARMA (NUUXQY) : Forwarded for approval (): ():	NARENDRA PRAKASH MATHUR / ADME/IG&W (MKDQKU) : ABDUL SAYEED KHAN / AEN(/SGWRP) :	APPROVED Remarks: okkk

Mark Transfer Case to Issue Order - By Personnel Branch

1. Login with Establishment Officer's ID
2. Go to 'Transfer' > 'Forward/Return Transfer Requests'
3. List of all received transfer proposals received from accepting authority will be shown. Select 1 proposal to work upon

Grievance Industrial Relations **Transfer** Forward Transfer Proposal Return/Process Transfer Request MPP HR Reports Settlement

Forward/Return Transfer Proposal

Select a Transfer Proposal from the list to view the Proposal for which placement committee has given remarks and click on

Transfer Proposal *

- Select Transfer Proposal--
- Select Transfer Proposal--
- TEST-PROPOSAL-000101/REQ000000000085
- DEMO-123/DEMO/REQ000000000086
- TEST-PROPOSAL-20210622/REQ000000000098

Go Reset

4. Forward request to APO for order issuance or return to department based on TAA remarks
5. Click on 'Submit' button to save changes
6. Login with APO's ID

7. Go to 'Transfer' > 'Forward/Return Transfer Requests'
8. List of all received transfer proposals received from Establishment Officer will be shown. Select 1 proposal to work upon
9. Forward request to OS for order issuance or return to department based on Establishment Officer's remark
10. Login with OS's ID
11. Go to 'Transfer' > 'Forward/Return Transfer Requests'
12. Mark to issue Order (Draft office order will be created on submission) or Return to department based on Accepting authority remarks

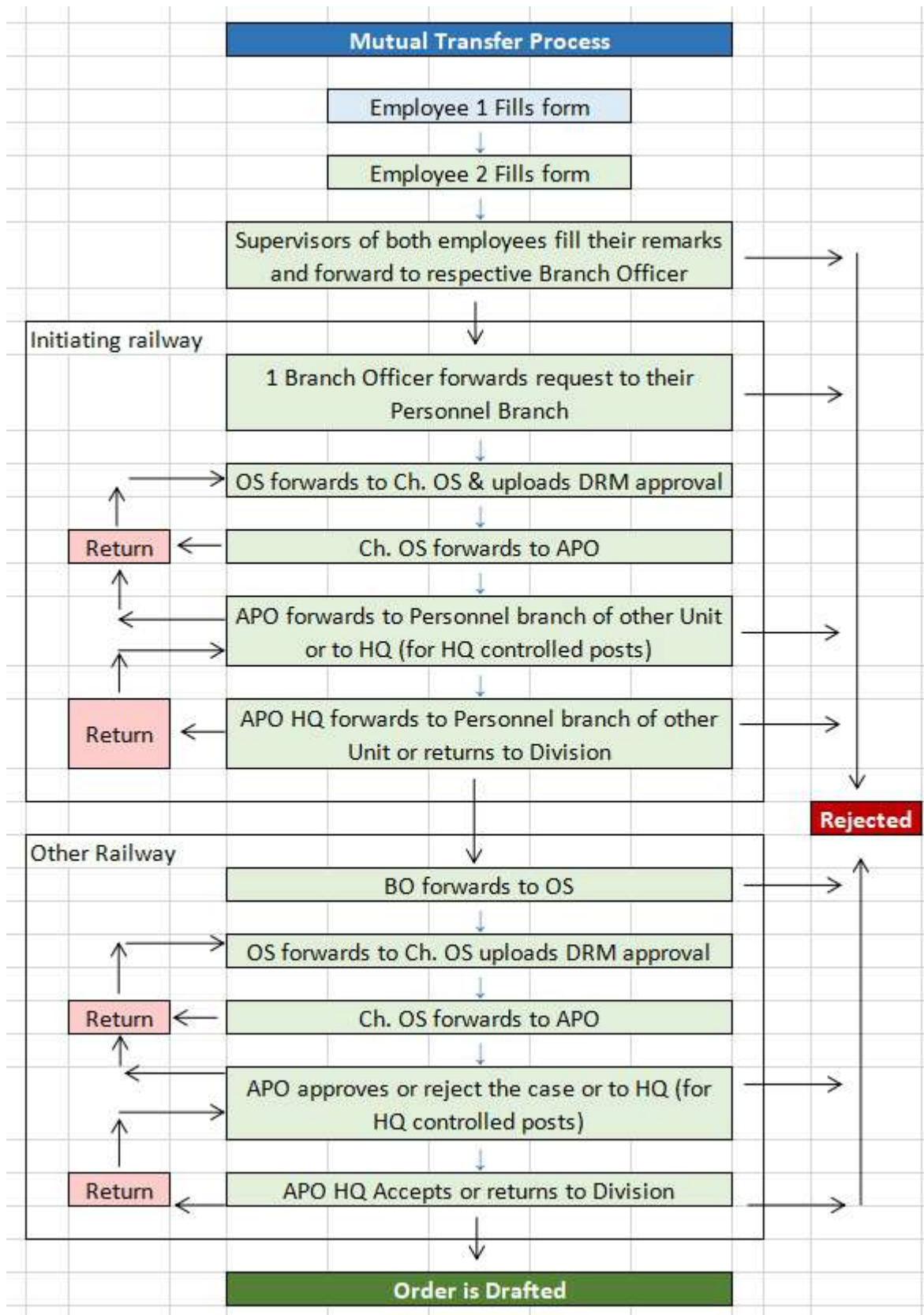
Sr No	HRMS ID	Name	Transfer From		Transfer To		View	Request Status	Forward for Order/ Forward to Competent Authority/ Return to department	Remarks
			Division / Zone	Designation / Department	Division / Zone	Designation / Department				
1	IMKZZW (533NPS02239)	RAJENDER SINGH MEENA	JODHPUR (DIV) / NORTH WESTERN RAILWAY (NWR)	ASSISTANT TL & AC (KHALAS/PS) / ELECTRICAL	GUNTUR (DIV) / SOUTH CENTRAL RAILWAY (SCR)	ASSISTANT TL & AC (KHALAS/PS) / ELECTRICAL	View Details	Accepted by Competent Authority	<div style="border: 1px solid black; padding: 2px;"> Please Select Please Select Mark to issue Order Return to department </div>	Remarks
2	XDZBIG (533NPS01702)	RAMAVTAR PRAJAPAT	JODHPUR (DIV) / NORTH WESTERN RAILWAY (NWR)	ASSISTANT TL & AC (KHALAS/PS) / ELECTRICAL	ADRA (DIV) / SOUTH EASTERN RAILWAY (SER)	ASSISTANT TL & AC (KHALAS/PS) / ELECTRICAL	View Details	Remarks given by Placement committee	<div style="border: 1px solid black; padding: 2px;"> Please Select </div>	Remarks

Submit

13. After selecting relevant options, click on Submit button to save details
14. Once submitted a draft order will be created. To proceed with order generation, dealing clerk needs to go to 'Office Order > Promotion/Transfer Order'. Order will be available in drop down.

2. Mutual Transfer

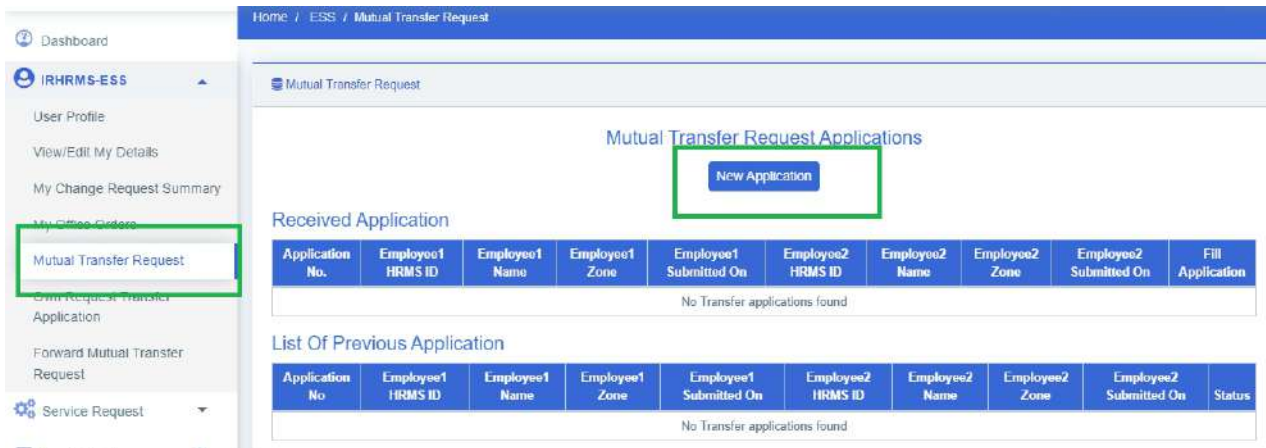
Basic Flow



1. Go to HRMS application <https://hrms.indianrail.gov.in/HRMS/> and login using HRMS ID & Password
2. Enter OTP received on registered Mobile No.

Request submission by 1st Employee

1. Login as Employee in HRMS
2. Go to 'IRHRMS-ESS' -> 'Mutual Transfer Request'
3. Click on 'New application' button to raise new application.



4. Fill all relevant details and upload scanned copy of signature and photograph. Provide HRMS ID of the employee against whom mutual transfer is sought, all their details will be fetched and shown automatically
5. Enter HRMS ID of the officer (supervisor) to whom the application should be forwarded to in the department and submit the application.

Request submission by 2nd Employee

1. Login as 2nd Employee in HRMS
2. Go to 'IRHRMS-ESS' -> 'Mutual Transfer Request'

3. Application pending for the employee will be shown. Click on 'Edit' button against it.



4. Fill all relevant details and upload scanned copy of signature and photograph.

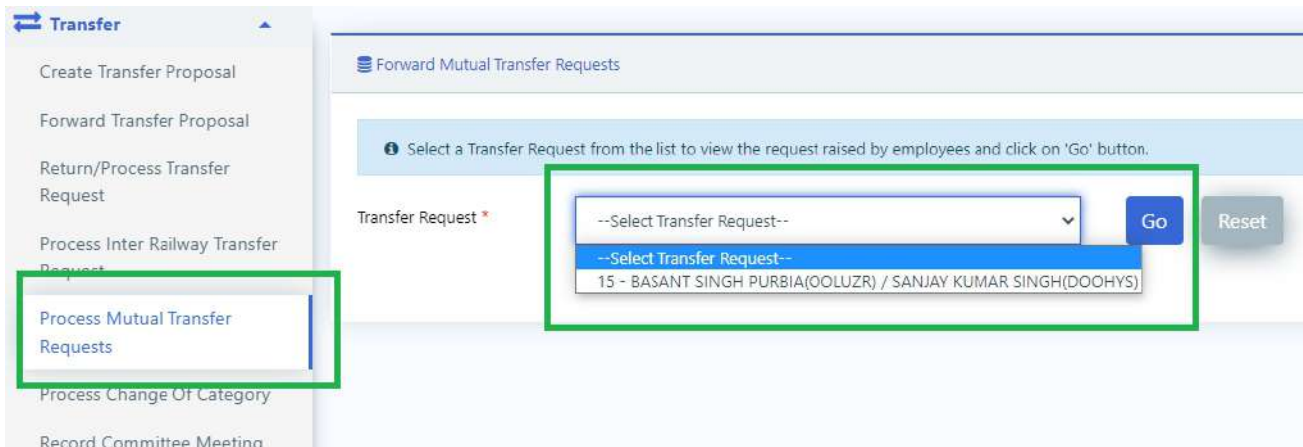
5. Enter HRMS ID of the officer (supervisor) to whom the application should be forwarded to in the department and submit the application.

Approval of Request by Supervisors

1. Login with 1st Supervisor

2. Click on 'Transfer > Process Mutual Transfer Requests'

3. List of pending applications for action will be shown. Select 1 request for action and click on 'Go' button, details of the request will be shown to them



4. Supervisor will provide their remarks and will either

a) Forward to the branch officer for further process, or

b) Reject the request

Date	Employee Name / Designation	Remarks
28/02/2022 12:09:43	DINESH SHARMA OFFICE SUPERINTENDENT / PERSONNEL	please approve
28/02/2022 12:31:38	AKHILA SRIKUMAR OFFICE SUPERINTENDENT / PERSONNEL	please approve

Branch Officer Id * : MEENA BASKARAN / DY CPO (SOUTHERN RAILWAY/HQ.)

Remarks *

5. This process needs to be followed by both supervisors

Processing of Request by Branch Officer

1. Login with any one of the Branch Officer HRMS ID
2. Click on 'Transfer > Process Mutual Transfer Requests'
3. List of pending applications for action will be shown. Select 1 request for action and click on 'Go' button, details of the request will be shown to them
4. Branch Officer will provide their remarks and will either
 - a) Provide their remarks & forward to their personnel branch for further process, or
 - b) Reject the request

Remarks *

Remarks

Objections against this transfer *

Objection against this transfer

Remarks on DAR, VIG/CRIMINAL *

Remarks on DAR, VIG/CRIMINAL

Forward to Dealing clerk. -- Please Select --

Submit Reject

Processing of Request by Personnel Branch

1. Login with dealing clerk
2. Click on 'Transfer > Process Mutual Transfer Requests'
3. List of pending applications for action will be shown. Select 1 request for action and click on 'Go' button, details of the request will be shown to them
4. DC will check and forward to the Verification Authority.

Instructions:

- All the columns from 1 to 23 are filled.
- Approval of DRM/ADRM of this Division of this Railway is obtained after the approval of Branch Officer.
- Item No.23 filled and signed by Branch Officer concerned of this Division/Railway.
- Certified that service particulars furnished by the employee of this Division of Railway in application have been verified with Service Registers and other Records and found correct.
- Attested copies of Service Register and Leave chart/book of the employee of this Division of this Railway are enclosed herewith for forwarding to other Division/Railway.
- The employee is free from DAR/VIG./Criminal cases.
 - This employee of this Division/Railway is undergoing/not undergoing effective penalty
 - If undergoing, give particulars
- This Mutual Transfer request has been registered and uploaded in the COMPTRONPORTAL and ID No. is generated.

Remarks *

Everything is in order, please forward.

Forward to Verification Authority

RAJ KUMAR ASSUDANI (LHSGDO)

Submit

Reject

5. Similarly the Verification Authority will forward to the Acceptance Authority
6. After this, AA will either forward the case to Zonal Headquarter (for HQ controlled posts) or to Branch Officer of other division.

Remarks *

Remarks

Compton Id *

Compton Id

Action

-- Please Select --

-- Please Select --

Forward To 2nd Branch Officer

Forward To HeadQuarter

Return To Dealing Clerk

Reject

Processing of Request by 2nd Branch Officer

1. Login with 2nd Branch Officer
2. Click on 'Transfer > Process Mutual Transfer Requests'
3. List of pending applications for action will be shown. Select 1 request for action and click on 'Go' button, details of the request will be shown to them
4. Branch Officer will provide their remarks and will either
 - a) Provide their remarks & forward to their personnel branch for further process, or
 - b) Reject the request

Processing of Request by Personnel Branch

1. Login with dealing clerk
2. Click on 'Transfer > Process Mutual Transfer Requests'
3. List of pending applications for action will be shown. Select 1 request for action and click on 'Go' button, details of the request will be shown to them

4. DC will check and forward to the Verification Authority.

Instructions:

- All the columns from 1 to 23 are filled.
- Approval of DRM/ADRM of this Division of this Railway is obtained after the approval of Branch Officer.
- Item No.23 filled and signed by Branch Officer concerned of this Division/Railway.
- Certified that service particulars furnished by the employee of this Division of Railway in application have been verified with Service Registers and other Records and four
- Attested copies of Service Register and Leave chart/book of the employee of this Division of this Railway are enclosed herewith for forwarding to other Division/Railway.
- The employee is free from DAR/VIG./Criminal cases.
 - This employee of this Division/Railway is undergoing/not undergoing effective penalty
 - If undergoing: give particulars
- This Mutual Transfer request has been registered and uploaded in the COMPTONPORTAL and ID No. is generated.

Remarks *

Forward to Verification Authority

5. Similarly the Verification Authority will forward to the Acceptance Authority

6. After this, AA will either forward the case to Zonal Headquarter (for HQ controlled posts) or will finalize the transfer request. On Finalization, a two draft office orders will be created, 1 each in both Dealing clerk's ID

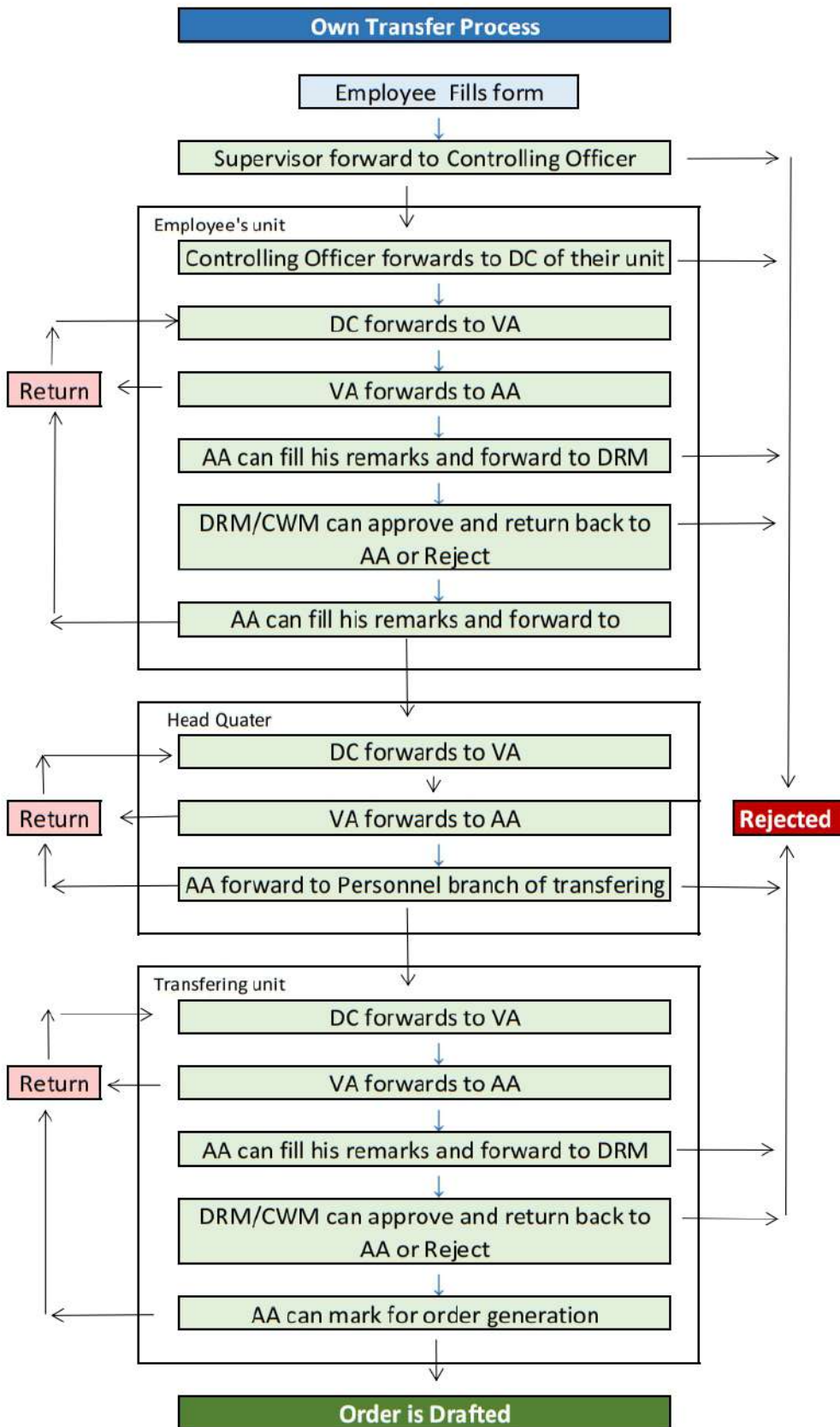
Remarks *

Action

- Please Select --
- Finalize and Draft Order
- Forward To HeadQuarter
- Return To Dealing Clerk

3. Own Request Transfer

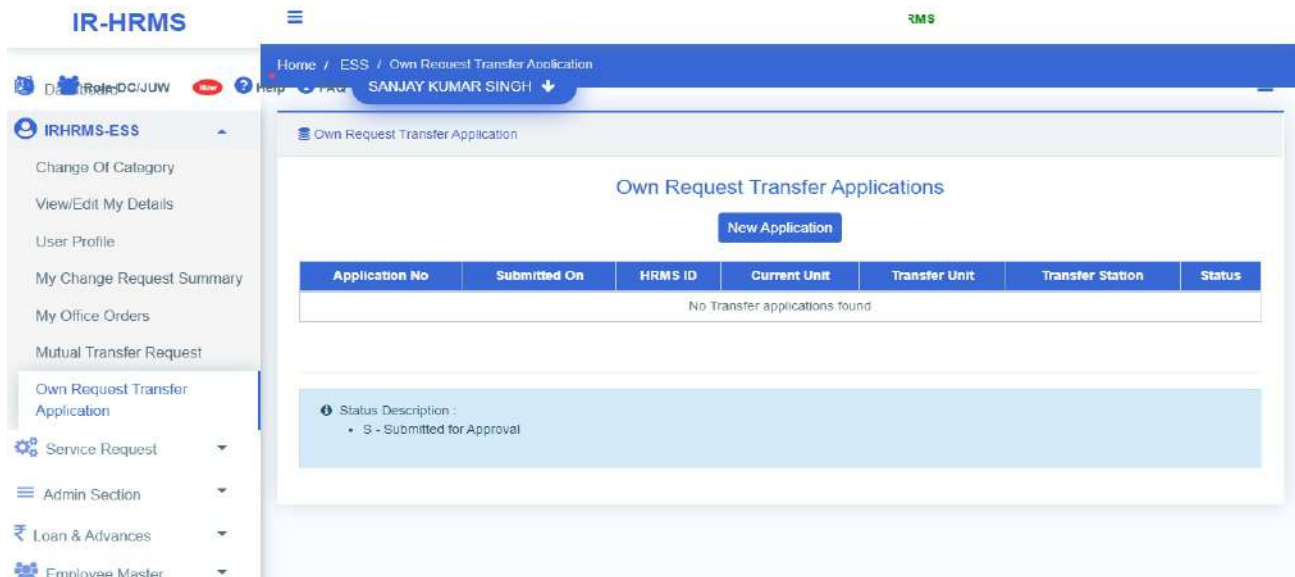
Basic Flow



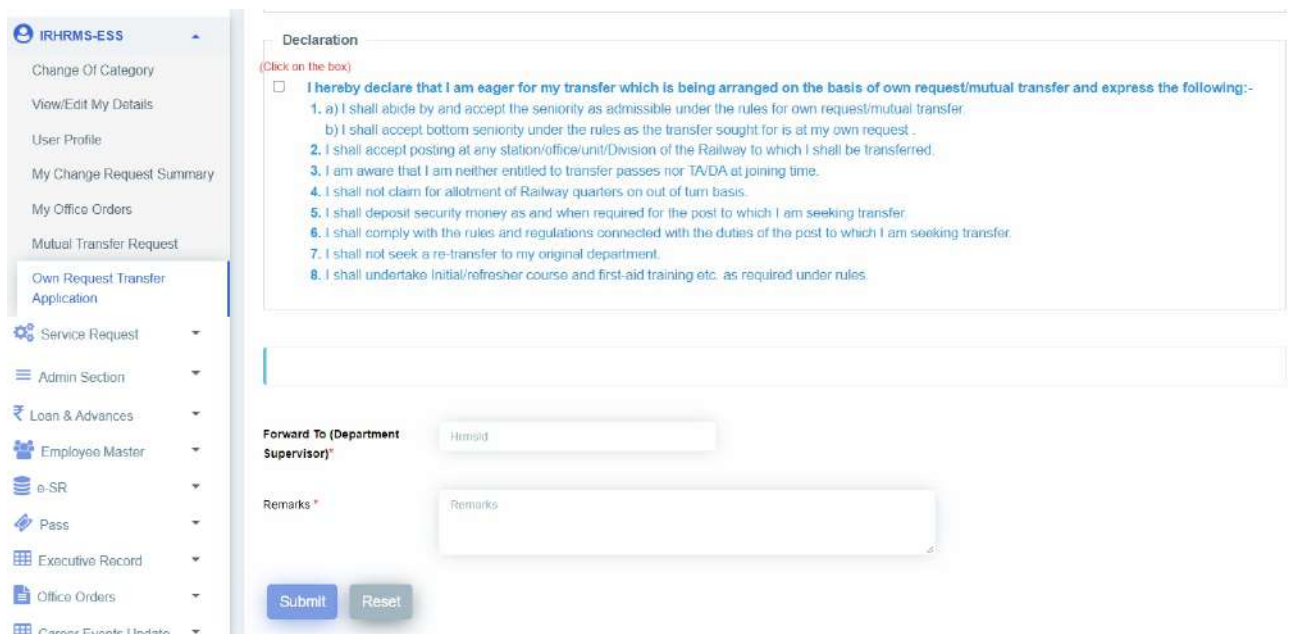
1. Go to HRMS application <https://hrms.indianrail.gov.in/HRMS/> and login using HRMS ID & Password
2. Enter OTP received on registered Mobile No.

Request submission by Employee

1. Login as Employee in HRMS
2. Go to 'IRHRMS-ESS' -> 'Own Request Transfer request'
3. Click on 'New application' button to raise new application.



4. Fill all relevant details and upload scanned copy of signature and photograph.
5. Enter HRMS ID of the officer (supervisor) to whom the application should be forwarded to in the department and submit the application.



Processing of Request by Supervisors

1. Login with Supervisor
2. Click on 'Transfer > Inter Railway Transfer Requests'
3. List of pending applications for action will be shown. Select request for action and click on 'Go' button, details of the request will be shown to them

Select an inter railway request from the list to view the request raised by Department and click on 'Go' button.

Transfer Request *

Employee Details

HRMS Employee ID	: DOOHYS	Upass Employee ID	: 53307649980
Employee Name	: SANJAY KUMAR SINGH	Date of Birth	: 1975.07.24
Appointment Date	: 1986-05-13	Substantive Designation	: OFFICE SUPERINTENDENT
Substantive Paylevel	: 6	Grade in Which Appointed	: 5 (029200-092300)
Staff/Ticket No.	: 14	Current Unit	: JOHPUR WORKSHOP
Current Bill Unit	: 3307426	Educational Qualification	: BTECH
Typing proficiency	: N		

Transfer Details

Type Of Transfer	: INT_D	Railway Unit	: BANARAS LOCOMOTIVE WORKS
Station	: JMU	Department	: COMMERCIAL
Sub Department	: -	Designation Name	: ACCOUNTS ASSISTANT
Special Condition	: YES MARZE		

6. Supervisor will provide their remarks and will either
 - a) Forward to the controlling officer for further process, or
 - b) Reject the request

Request Remarks

Date	Employee Name / Designation	Remarks
25/03/2022 15:06:58	SANJAY KUMAR SINGH OFFICE SUPERINTENDENT / ADMIN/GENERAL	please forward

Action*

Remarks*

Processing of Request by Controlling Officer

1. Login with any one of the Branch Officer HRMS ID
2. Click on 'Transfer > Inter Railway Transfer Requests'
3. List of pending applications for action will be shown. Select request for action and click on 'Go' button, details of the request will be shown to them
4. Branch Officer will provide their remarks and will either
 - a) Provide their remarks & forward to DC of Employees unit
 - b) Reject the request

Processing of Request by DC, VA, AA of Employees Unit

1. Login with dealing clerk

2. Click on 'Transfer > Forward Inter Railway Transfer Requests'
3. List of pending applications for action will be shown. Select request for action and click on 'Go' button, details of the request will be shown to them
4. DC will check and forward to the Verification Authority.
5. Similarly the Verification Authority will forward to the Acceptance Authority or will return back the request to DC.
6. After this, AA will either forward the case to DRM/CWM or return to DC of their unit or Reject the application
7. Once approval received from DRM/CWM, AA will either forward the case to Head Quarter DC or Transfer unit DC.

Transfer Proposal Summary

Placement Committee Meeting Summary

Placement Committee Summary

Orders Issuance After Approval Summary

Forward Mutual Transfer Requests

Mutual Transfer Report

Transferrable Staffs List

Priority Register

Forward Inter Railway Transfer Request

MPP HR Reports

Settlement

Cadre Management

Seniority

Request Remarks

Date	Employee Name / Designation	Remarks
25/03/2022 15:06:58	SANJAY KUMAR SINGH OFFICE SUPERINTENDENT / ADMIN/GENERAL	please forward
25/03/2022 15:10:01	M SENTHIL KUMAR LAB ASSISTANT / PERSONNEL	forwarded

Accepting officer's Action* Forward To Transfer Unit

Forward to Railway Unit* : BLWP

Remarks *

Processing of Request by DRM/CWM

1. Login with DRM/CWM
2. Click on "Transfer > Forward Inter Railway Transfer Requests"
3. List of pending applications for action will be shown. Select request for action and click on 'Go' button, details of the request will be shown to them
4. DRM/CWM will either accept or reject the application.

Processing of Request by DC, VA, AA of Headquarter

2. Login with dealing clerk
2. Click on "Transfer > Forward Inter Railway Transfer Requests"
3. List of pending applications for action will be shown. Select request for action and click on 'Go' button, details of the request will be shown to them
4. DC will check and forward to the Verification Authority of headquarter.
5. Similarly the Verification Authority will forward to the Acceptance Authority of headquarter or will return back the request to DC headquarter.

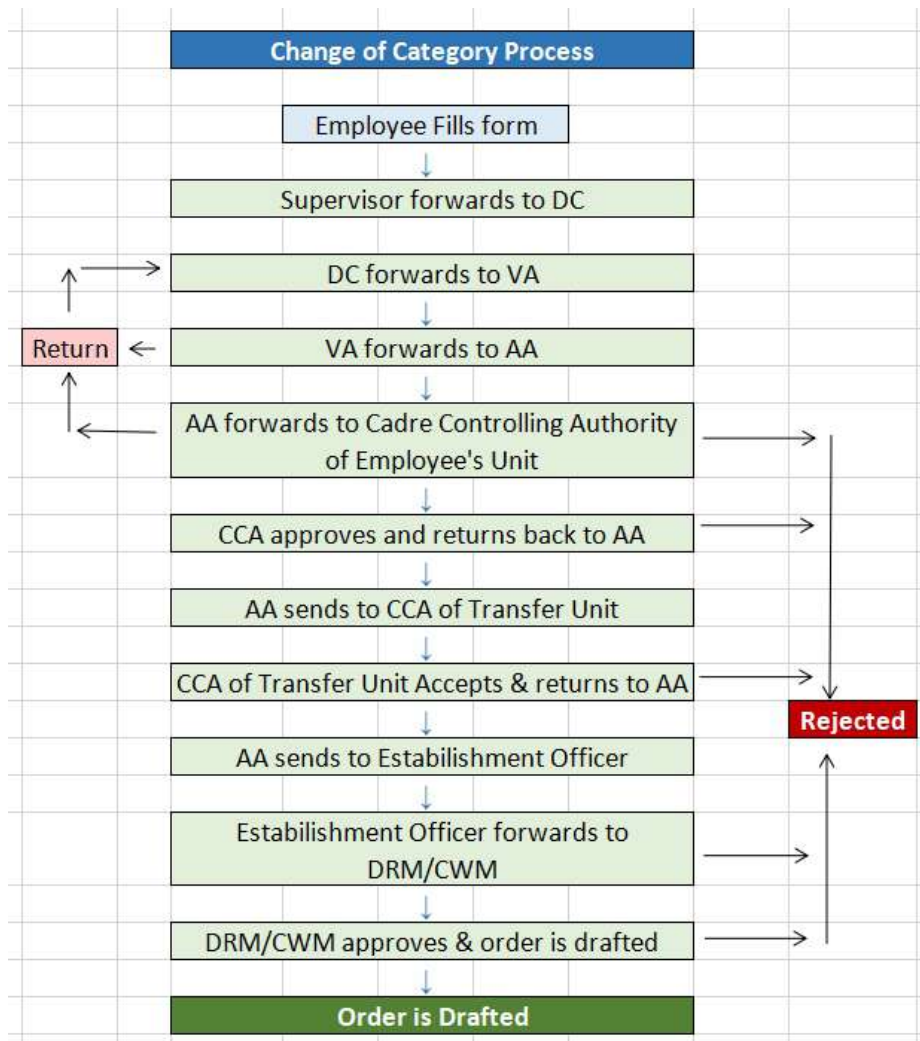
6. After this, AA will either forward the case to Transfer unit DC or return to DC headquarter or Reject the application.

Processing of Request by DC, VA, AA of Transferring unit

1. Login with dealing clerk
2. Click on 'Transfer > Forward Inter Railway Transfer Requests'
3. List of pending applications for action will be shown. Select request for action and click on 'Go' button, details of the request will be shown to them
4. DC will check and forward to the Verification Authority of transferring unit.
5. Similarly the Verification Authority will forward to the Acceptance Authority of transferring unit or will return back the request to DC transferring unit.
6. AA will either forward the case to DRM/CWM or return to DC of their unit or Reject the application
7. Once approval received from DRM/CWM, AA will Accept the application.
8. Officer order will be generated once the accepting officers of transferring unit accepts the request.

4. Change of Category

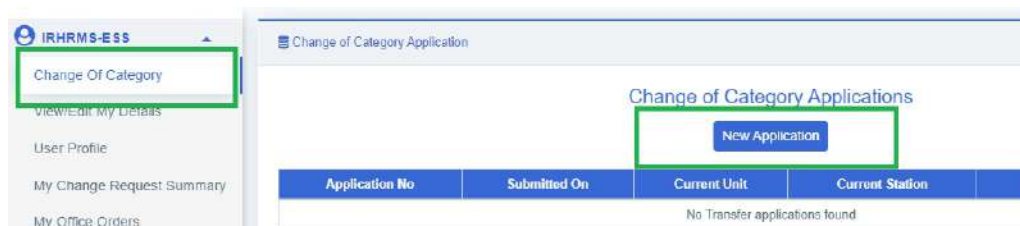
Basic Flow



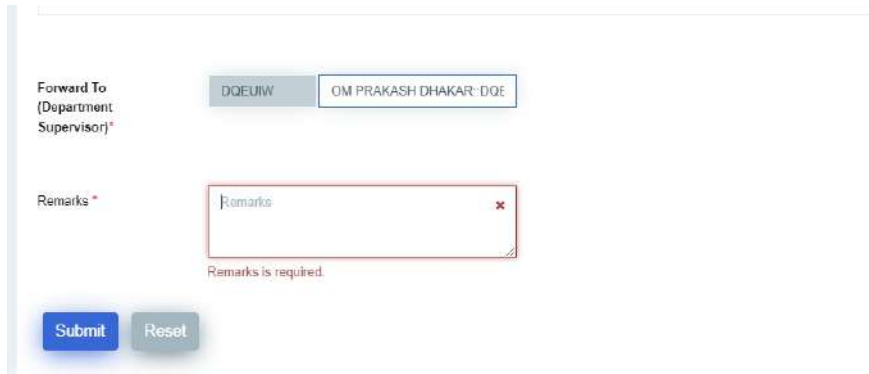
1. Go to HRMS application <https://hrms.indianrail.gov.in/HRMS/> and login using HRMS ID & Password
2. Enter OTP received on registered Mobile No.

Request submission by Employee

1. Login as Employee in HRMS
2. Go to 'IRHRMS-ESS' -> 'Change of Category'
3. Click on 'New application' button to raise new application.




4. Fill all relevant details and Enter HRMS ID of the officer (supervisor) to whom the application should be forwarded to in the department and submit the application.

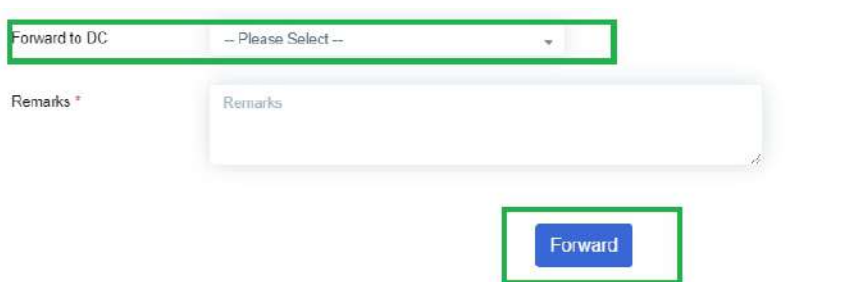


Approval of Request by Supervisors

1. Login with Supervisor ID
2. Click on 'Transfer > Process Change of Category'
3. List of pending applications for action will be shown. Select 1 request for action and click on 'Go' button, details of the request will be shown to them



4. Supervisor will provide their remarks and will either
 - a) Forward to the dealing clerk for further process, or
 - b) Reject the request



Processing of Request by Dealing Clerk

1. Login with any DC ID
2. Click on 'Transfer > Process Change of Category'
3. List of pending applications for action will be shown. Select 1 request for action and click on 'Go' button, details of the request will be shown to them

4. DC will provide their remarks and will forward to VA for further process

Processing of Request by Verification Authority

1. Login with any VA ID
2. Click on 'Transfer > Process Change of Category'
3. List of pending applications for action will be shown. Select 1 request for action and click on 'Go' button, details of the request will be shown to them
4. VA will provide their remarks and will forward to AA for further process

Processing of Request by Acceptance Authority

1. Login with any AA ID
2. Click on 'Transfer > Process Change of Category'
3. List of pending applications for action will be shown. Select 1 request for action and click on 'Go' button, details of the request will be shown to them
4. AA will select name of Cadre Controlling Authority of Employee's unit, or to CCA of transfer Unit or to Establishment Officer and will forward to them for further process

Forward to CCA of
Transfer unit

MKDQKU

NARENDRA PRAKASH MAT-

Remarks *

Remarks

Forward

Processing of Request by Cadre Controlling Authority of Employee's unit

1. Login with CCA of employee's Unit
2. Click on 'Transfer > Process Change of Category'
3. List of pending applications for action will be shown. Select 1 request for action and click on 'Go' button, details of the request will be shown to them
4. CCA will either approve or reject the request. On approval the request will be forwarded to AA

Remarks *

|

Approve Request

Reject Request

Processing of Request by Cadre Controlling Authority of Employee's unit

1. After AA forwards to CCA of Transferring Unit, login with CCA's ID
2. Click on 'Transfer > Process Change of Category'
3. List of pending applications for action will be shown. Select 1 request for action and click on 'Go' button, details of the request will be shown to them
4. CCA will either approve or reject the request. On approval the request will be forwarded to AA

Processing of Request by Establishment Officer of Employee's unit

1. After AA forwards to EO, login with EO's ID
2. Click on "Transfer > Process Change of Category"
3. List of pending applications for action will be shown. Select 1 request for action and click on 'Go' button, details of the request will be shown to them
4. EO will either forward the request to DRM/CWM or reject the request.

Forward to DRM/CWM

PERGOZ AKHILESH KUMAR:PERGOZ

Remarks *

Remarks

Forward Reject Request

Processing of Request by DRM/CWM

1. Login with DRM/CWM's ID
2. Click on 'Transfer > Process Change of Category'
3. List of pending applications for action will be shown. Select 1 request for action and click on 'Go' button, details of the request will be shown to them
4. DRM/CWM will either approve the request or reject it. On approval a draft order will be created in DC's ID under 'Office Order > Promotion/Transfer Order'.

Remarks *

Remarks

Approve Request Reject Request

5. Express Interest /Search List For Mutual Transfer

1. Go to HRMS application <https://hrms.indianrail.gov.in/HRMS/> and login using HRMS ID & Password
2. Enter OTP received on registered Mobile No.

Express Interest/Search List

1. Login as Employee in HRMS
2. Go to 'IRHRMS-ESS' -> 'Mutual Transfer request'
3. Click on 'Express Interest / Search List For Mutual Transfer'.

Home / ESS / Mutual Transfer Request

Mutual Transfer Request

Express Interest / Search List for Mutual Transfer

Mutual Transfer Request Applications

A Mutual Transfer Request: 27 is already in process for the employee. New request can only be raised once this pending request is processed completely

Received Application

Application No.	Employee1 HRMS ID	Employee1 Name	Employee1 Zone	Employee1 Submitted On	Employee2 HRMS ID	Employee2 Name	Employee2 Zone	Employee2 Submitted On	Fill Application
No Transfer applications found									

4. Upon clicking you can click on Express interest and proceed with filling the form and submit.

Search List Express Interest

Employee Current Details

HRMS Employee ID: DOOHYS IPAS ID: 53307649990

Employee Name: SANJAY KUMAR SINGH Mobile No.: 9876987613

Current Zone: NORTH WESTERN RAILWAY Current Unit: JODHPUR WORKSHOP / WSH

Appointment Date: 13/05/1986 Department: ADMIN/GENERAL

Sub Department: 6 Designation: OFFICE SUPERINTENDENT

Pay Level: 6

Transfer Sought To

Railway Zone * Please Select Railway Unit * Please Select

Employee Remarks * Please enter your remarks here

Submit Reset

Show 25 entries Search:

ID	Transfer Zone	Transfer Division	Status	Enable/Disable
MT100000026	AUDIT	AUDIT/AUD	ACTIVE	Disable
MT100000021	BHUBANESWAR	CENTRAL ORGANISATION FOR RAILWAY ELECTRIFICATION/OFF	ACTIVE	Disable

5. You enable or disable any of your request by clicking the enable/disable button.
6. In order to search list click on the search list button.

Express Interest / Search List for Mutual Transfer

List of Employees Seeking Mutual Transfer

From :
Railway Zone * Railway Unit *

To :
Railway Zone * Railway Unit *

Employee Name/HRMSID	Department	Designation	From Zone	From Unit	To Zone	To Unit
----------------------	------------	-------------	-----------	-----------	---------	---------

7. Select all the fields as seen above and click fetch .
8. All the records will be shown in the table.

Own Request Transfer Priority Entry for old records

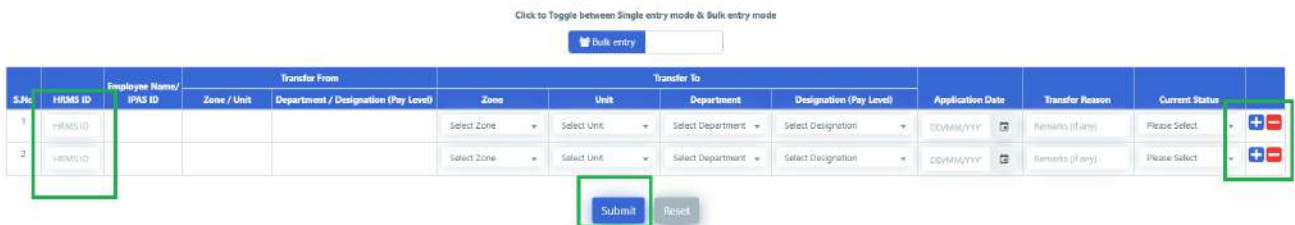
1. Go to HRMS application <https://hrms.indianrail.gov.in/HRMS/> and login using HRMS ID & Password
2. Enter OTP received on registered Mobile No.

Previous Priority Register entry

1. Login as Employee in HRMS
2. Go to 'Transfer' -> 'Priority Register Entry'



3. Enter HRMS ID of the employee and transfer details



4. Click on '+' or '-' icon to add or remove rows.
5. Click on 'Submit' button to submit details.

Verify Priority Entry List

1. Login as Verification authority in HRMS
2. Go to 'Transfer' -> 'Verify Priority Register'
3. List of priorities pending for verification will be shown.
4. Select the entries which are correct and leave those which should be returned to DC
5. Click on 'Verify' button
6. Similarly the entries needs to be accepted by Acceptance Authority
7. The records will appear in Priority Register only after acceptance by Acceptance Authority

Update Priority Entry List

1. To update status of entry made, go to 'IRHRMS ESS' > 'Priority Register Entry'
2. Click on 'Load Priority List' button to fetch list
3. List of old entries made will be fetched. Click on 'Update' button. A pop up will open

Priority Register Entries for JODHPUR WORKSHOP/ WSH

Load Priority List

PDF Excel

Search:

Priority ID	Employee	Designation/ Department	Transfer To Unit / Zone	Application Date	Status	Created By	Update
PR0000009	SUBHASH PATEL (BQJSE)	SENIOR SECTION ENGINEER (C&W) /MECHANICAL	NR /ALAMBAGH WORKSHOP/WSH	19/12/2018	Pending with Transferring Unit AA	DOOHYS	Update
PR0000008	HANUMAN SAHAY (ZKFIHO)	SENIOR SECTION ENGINEER (C&W) /MECHANICAL	NR /ALAMBAGH WORKSHOP/WSH	27/02/2019	Submitted by Employee pending with Supervisor	DOOHYS	Update
PR0000010	HANUMAN	SENIOR SECTION	NR /ALAMBAGH	27/02/2019	Order Issued	DOOHYS	Update

4. Select the new status from the list and click on update button.

PRIORITY REGISTER DETAILS

Below are the details of Priority entry made. To update status, select status from the dropdown and click on 'Update' button.

ID : PR0000008 Employee Name : HANUMAN SAHAY (ZKFIHO)

Designation/ Department : SENIOR SECTION ENGINEER (C&W) /MECHANICAL Transfer To Unit / Zone : NR /ALAMBAGH WORKSHOP/WSH

Application Date : 27/02/2019 Current Status : Submitted by Employee pending with Supervisor

Update Details

New status: Please Select

Update

Close

Submitted by Employee pending with Supervisor

Pending with Controlling officer

Supervisor Rejected

Pending with DC

5. This entry updated by DC needs to be verified and accepted by the VA & AA respectively

Own Request Transfer Priority Entry for old records

1. Go to HRMS application <https://hrms.indianrail.gov.in/HRMS/> and login using HRMS ID & Password
2. Enter OTP received on registered Mobile No.

Previous Priority Register entry

1. Login as dealing clerk in HRMS
2. Go to 'Transfer' -> 'Priority Register Entry'



3. Enter HRMS ID of the employee and transfer details

Click to Toggle between Single entry mode & Bulk entry mode

Bulk entry

S.No.	HRMS ID	IPAS ID	Employee Name	Transfer From	Zone / Unit	Department / Designation (Pay Level)	Zone	Unit	Department	Designation (Pay Level)	Application Date	Transfer Reason	Current Status	
1	HRMS ID				Select Zone	Select Unit	Select Department	Select Designation	DD/MM/YYYY	Remarks (if any)	Please Select	+ -		
2	HRMS ID				Select Zone	Select Unit	Select Department	Select Designation	DD/MM/YYYY	Remarks (if any)	Please Select	+ -		

Submit Reset

4. Click on '+' or '-' icon to add or remove rows.
5. Click on 'Submit' button to submit details.

Verify Priority Entry List

1. Login as Verification authority in HRMS
2. Go to 'Transfer' -> 'Verify Priority Register'
3. List of priorities pending for verification will be shown.
4. Select the entries which are correct and leave those which should be returned to DC
5. Click on 'Verify' button
6. Similarly the entries needs to be accepted by Acceptance Authority
7. The records will appear in Priority Register only after acceptance by Acceptance Authority

Update Priority Entry List

1. To update status of entry made, go to 'IRHRMS ESS' > 'Priority Register Entry'
2. Click on 'Load Priority List' button to fetch list
3. List of old entries made will be fetched. Click on 'Update' button. A pop up will open

Priority Register Entries for JODHPUR WORKSHOP/ WSH

Load Priority List

PDF Excel

Search:

Priority ID	Employee	Designation/ Department	Transfer To Unit / Zone	Application Date	Status	Created By	Update
PR0000009	SUBHASH PATEL (BQJSE)	SENIOR SECTION ENGINEER (C&W) /MECHANICAL	NR /ALAMBAGH WORKSHOP/WSH	19/12/2018	Pending with Transferring Unit AA	DOOHYS	Update
PR0000008	HANUMAN SAHAY (ZKFIHO)	SENIOR SECTION ENGINEER (C&W) /MECHANICAL	NR /ALAMBAGH WORKSHOP/WSH	27/02/2019	Submitted by Employee pending with Supervisor	DOOHYS	Update
PR0000010	HANUMAN	SENIOR SECTION	NR /ALAMBAGH	27/02/2019	Order Issued	DOOHYS	Update

4. Select the new status from the list and click on update button.

PRIORITY REGISTER DETAILS

Below are the details of Priority entry made. To update status, select status from the dropdown and click on 'Update' button.

ID : PR0000008 Employee Name : HANUMAN SAHAY (ZKFIHO)

Designation/ Department : SENIOR SECTION ENGINEER (C&W) /MECHANICAL Transfer To Unit / Zone : NR /ALAMBAGH WORKSHOP/WSH

Application Date : 27/02/2019 Current Status : Submitted by Employee pending with Supervisor

Update Details

New status: Please Select

Please Select

Submitted by Employee pending with Supervisor

Pending with Controlling officer

Supervisor Rejected

Pending with DC

Update

Close

5. This entry updated by DC needs to be verified and accepted by the VA & AA respectively